

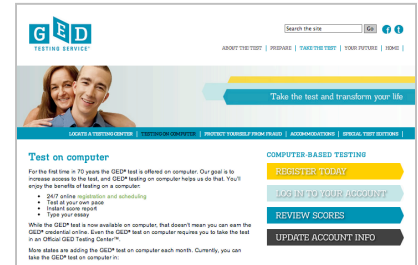
# Registering for the GED® Test on Computer



Test-takers can register online, through the Pearson VUE call center at 1-877-EXAM-GED (392-6433), or at select test centers.

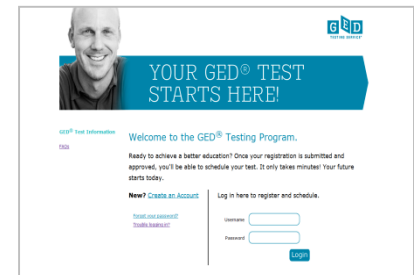
## Step 1: Create Your Account

- ➔ Start by visiting [www.GEDcomputer.com](http://www.GEDcomputer.com), click on Register Today
- ➔ Enter your legal name as it appears on your primary identification
- ➔ Remember that an email address will be required for this step!
- ➔ Once your account is created, you'll receive an account activation email with a registration code



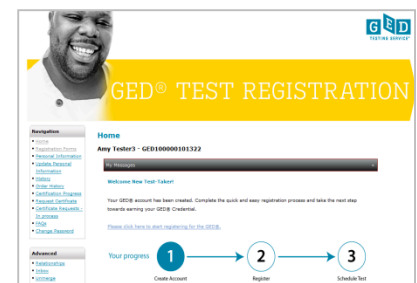
## Step 2: Complete Registration Questions

- ➔ Click the activation link in your email and type in the activation code.
- ➔ Change the username to something you will remember and create a password. You will then be sent to the welcome page.
- ➔ Log in using the username and password you just created.
- ➔ Click the button at the bottom of the page to verify your contact information.
- ➔ Click the circled number two **2** and complete the registration questions.
- ➔ Click the registration form that appears for the state, province, or territory where you will test and complete the next set of questions.



## Step 3: Provide Additional Documentation (if necessary)

- ➔ Some test-takers may be required to supply supporting documentation in order to test.
- ➔ If your status on the home page indicates that you will need additional documentation, you will receive an email with your next steps.



## Step 4: Schedule Your Test

- ➔ After completing the registration questions and supplying any additional information, you will receive an email indicating your approval to test.
- ➔ You can now log into [www.GEDcomputer.com](http://www.GEDcomputer.com), click on the circled number three **3**, and schedule!

# Scheduling the GED® Test on Computer



Test-takers can register online, through the Pearson VUE call center at 1-877-EXAM-GED (392-6433), or at select test centers.

## Step 1: Select Your Test

- ➔ Start by visiting [www.GEDcomputer.com](http://www.GEDcomputer.com), click Register Today to enter the system
- ➔ Click on the scheduling link to start the process
- ➔ Select the 2002 Series GED® Test, and then the language
- ➔ All five content areas (which are called modules) will be displayed with the length and price of each
- ➔ You can select as many content areas as you wish
- ➔ Review the Non-Disclosure Agreement (NDA)

**Select Exam Modules**  
For GEDTS: 2002 Series GED® Test: English

GED Testing Service has provided multiple modules for the exam. Please select the modules you want to take.

Exam Modules:

- MATH: Mathematics  
Price: 32.00 USD  
Duration: 95 minutes
- LARD: Language Arts, Reading  
Price: 32.00 USD  
Duration: 65 minutes
- LAWR: Language Arts, Writing  
Price: 32.00 USD  
Duration: 140 minutes
- SCE: Science  
Price: 32.00 USD  
Duration: 80 minutes
- SOCS: Social Studies  
Price: 32.00 USD  
Duration: 70 minutes

## Step 2: Select Your Location, Date, and Time

- ➔ You will see test centers located closest to the address you provided during registration
- ➔ You can select up to three test centers to compare availability for the content areas you have selected
- ➔ Once the location, date, and time are selected, an appointment confirmation screen will appear

**Available Test Centers**  
A maximum of three test centers can be selected.

Select	Test Center	Distance <sup>1</sup>	Directions
<input type="checkbox"/>	zTest Lab - Conifly 56 - Allie 1234 Willow Drive Atlanta, GA 30303 USA	0.6 mi	Get Directions
<input type="checkbox"/>	zTest Lab - C175 - Pat GED 744 South Land Atlanta, GA 30304 USA	7.5 mi	Get Directions
<input type="checkbox"/>	zTest Lab - Conifly 150 - Automation EAS 314 Apple Street Monticello, KY 40056 USA	350.7 mi	Get Directions
<input type="checkbox"/>	zTest Lab - Conifly 264 - Capacity Management 5 264 Main Street Somerset, NJ 08873 USA	717.1 mi	Get Directions
<input type="checkbox"/>	zTest Lab - Conifly 265 - Capacity Management 1 265 Main Street Staten Island, NY 10314 USA	727.0 mi	Get Directions

## Step 3: Pay for the Test

- ➔ Enter your credit card or debit card information for payment
- ➔ Review the testing policies and submit your order for processing

**Checkout**

1 Confirm Personal Information   2 Enter Payment   3 Submit Order   4 Receipt

Step 2: Enter Payment

Apply Discounts: [What is this?](#)

Enter Voucher/Promotion Code:  [Apply Discount](#)

Order Total:

Subtotal:	19.00
Tax:	0.00
<b>TOTAL DUE:</b>	<b>USD 19.00</b>

Card Details:

We accept the following cards:  
All fields are required unless otherwise indicated.

Card Type:  Card Number:  Expiration Date:  Cardholder's Name:  Security Code:

Billing Address:

## Step 4: Review Your Receipt

- ➔ You will receive an email with appointment details that include the test time, test center address, identification required, the cancellation and reschedule policy, and any additional items that you will need to bring to the test center

**Checkout**

1 Confirm Personal Information   2 Enter Payment   3 Submit Order   4 Receipt

Step 4: Receipt

An email confirmation has been sent to: MarlynSample@yahoo.com

**Exam Details**

Description	Details	Order Information	Price
Exam	Appointment Thursday, December 8, 2011 Start Time: 09:00 AM CDT	Order Number/Invoice 0005-0001-6238	32.00
Exam Module	Location zTest Lab - Conifly 56 - Allie 1234 Willow Drive Atlanta, GA 30303 USA	Date/Time Appt. Created Nov 8, 2011 at 08:44 PM GMT	
Language: English Exam Length: 115 minutes	Registration ID 508426	Status Scheduled	

[www.GEDtestingservice.com](http://www.GEDtestingservice.com)